



Certificate of Calibration

Calibration Certification Information			
Cal. Date: January 24, 2018	Rootsmeter S/N: 438320	Ta: 293	°K
Operator: Jim Tisch		Pa: 756.9	mm Hg
Calibration Model #: TE-5025A	Calibrator S/N: 3166		

Run	Vol. Init (m3)	Vol. Final (m3)	ΔVol. (m3)	ΔTime (min)	ΔP (mm Hg)	ΔH (in H2O)
1	1	2	1	1.4430	3.2	2.00
2	3	4	1	1.0270	6.4	4.00
3	5	6	1	0.9220	7.9	5.00
4	7	8	1	0.8780	8.7	5.50
5	9	10	1	0.7270	12.6	8.00

Data Tabulation					
Vstd (m3)	Qstd (x-axis)	$\sqrt{\Delta H \left(\frac{Pa}{Pstd} \right) \left(\frac{Tstd}{Ta} \right)}$ (y-axis)	Va	Qa (x-axis)	$\sqrt{\Delta H \left(\frac{Ta}{Pa} \right)}$ (y-axis)
1.0087	0.6990	1.4233	0.9958	0.6901	0.8799
1.0044	0.9780	2.0129	0.9915	0.9655	1.2443
1.0024	1.0872	2.2505	0.9896	1.0733	1.3912
1.0013	1.1404	2.3603	0.9885	1.1259	1.4591
0.9961	1.3701	2.8467	0.9834	1.3526	1.7598
QSTD	m=	2.12231	QA	m=	1.32895
	b=	-0.06016		b=	-0.03719
	r=	0.99999		r=	0.99999

Calculations			
Vstd=	$\Delta Vol \left(\frac{Pa - \Delta P}{Pstd} \right) \left(\frac{Tstd}{Ta} \right)$	Va=	$\Delta Vol \left(\frac{Pa - \Delta P}{Pa} \right)$
Qstd=	$Vstd / \Delta Time$	Qa=	$Va / \Delta Time$
For subsequent flow rate calculations:			
Qstd=	$1/m \left(\left(\sqrt{\Delta H \left(\frac{Pa}{Pstd} \right) \left(\frac{Tstd}{Ta} \right)} \right) - b \right)$	Qa=	$1/m \left(\left(\sqrt{\Delta H \left(\frac{Ta}{Pa} \right)} \right) - b \right)$

Standard Conditions	
Tstd:	298.15 °K
Pstd:	760 mm Hg
Key	
ΔH: calibrator manometer reading (in H2O)	
ΔP: rootsmeter manometer reading (mm Hg)	
Ta: actual absolute temperature (°K)	
Pa: actual barometric pressure (mm Hg)	
b: intercept	
m: slope	

RECALIBRATION
US EPA recommends annual recalibration per 1998 40 Code of Federal Regulations Part 50 to 51, Appendix B to Part 50, Reference Method for the Determination of Suspended Particulate Matter in the Atmosphere, 9.2.17, page 30



Calibration Data for High Volume Sampler (TSP Sampler)

Location : CMA1b Calibration Date : 23-Aug-18
 Equipment no. : HVS001 Calibration Due Date : 23-Oct-18

CALIBRATION OF CONTINUOUS FLOW RECORDER

Ambient Condition			
Temperature, T _a	300.7	Kelvin	Pressure, P _a
			1011 mmHg

Orifice Transfer Standard Information					
Equipment No.	Ori002	Slope, m _c	2.12231	Intercept, b _c	-0.06016
Last Calibration Date	19-Jan-18	$(H \times P_a / 1013.3 \times 298 / T_a)^{1/2}$ $m_c \times Q_{std} + b_c$			
Next Calibration Date	19-Jan-19				

Calibration of TSP						
Calibration Point	Manometer Reading			Q _{std} (m ³ / min.) X-axis	Continuous Flow Recorder, W (CFM)	IC (W(P _a /1013.3x298/T _a) ^{1/2} /35.31) Y-axis
	(up)	(down)	(difference)			
1	1.5	1.5	3.0	0.8397	24	23.8602
2	2.5	2.5	5.0	1.0758	32	31.8135
3	3.9	3.9	7.8	1.3366	42	41.7553
4	5.0	5.0	10.0	1.5097	48	47.7203
5	6.1	6.1	12.2	1.6645	53	52.6912

By Linear Regression of Y on X

Slope, m = 35.3840 Intercept, b = -5.9099
 Correlation Coefficient* = 0.9996
 Calibration Accepted = Yes/No**

* if Correlation Coefficient < 0.990, check and recalibration again.

** Delete as appropriate.

Remarks : As per client's provided information, the equipment reference no. of the calibrated High Volume Sampler has been

re-assigned from EL452 to HVS001 with respect to the update in quality management system.

Calibrated by : Ray Lee Checked by : Pauline Wong
 Date : 23-Aug-18 Date : 23-Aug-18



Calibration Data for High Volume Sampler (TSP Sampler)

Location : CMA16 Calibration Date : 19-Oct-18
 Equipment no. : HVS001 Calibration Due Date : 19-Dec-18

CALIBRATION OF CONTINUOUS FLOW RECORDER

Ambient Condition						
Temperature, T _a	297.2	Kelvin	Pressure, P _a	1017	mmHg	
Orifice Transfer Standard Information						
Equipment No.	Ori002	Slope, m _c	2.12231	Intercept, b _c	-0.06018	
Last Calibration Date	19-Jan-18	$(H \times P_a / 1013.3 \times 298 / T_a)^{1/2}$ $m_c \times Q_{std} + b_c$				
Next Calibration Date	19-Jan-19					
Calibration of TSP						
Calibration Point	Manometer Reading			Q _{std} (m ³ / min.) X-axis	Continuous Flow Recorder, W (CFM)	IC (W/P _a /1013.3x298/T _a) ^{0.5} /35.31 Y-axis
	(up)	(down)	(difference)			
1	1.7	1.7	3.4	0.9000	27	27.0883
2	2.5	2.5	5.0	1.0854	33	33.1079
3	4.0	4.0	8.0	1.3654	43	43.1406
4	5.3	5.3	10.6	1.5674	49	49.1602
5	6.6	6.6	13.2	1.7458	55	55.1799
By Linear Regression of Y on X						
Slope, m	=	33.2775	Intercept, b	=	-2.6174	
Correlation Coefficient*	=	0.9997				
Calibration Accepted	=	Yes/No**				

* if Correlation Coefficient < 0.990, check and recalibration again.

** Delete as appropriate.

Remarks : As per client's provided information, the equipment reference no. of the calibrated High Volume Sampler has been re-assigned from EL452 to HVS001 with respect to the update in quality management system.

Calibrated by : Ray Lee Checked by : PuiFai Wong
 Date : 19-Oct-18 Date : 19-Oct-18



Calibration Data for High Volume Sampler (TSP Sampler)

Location : CMA2a Calibration Date : 23-Aug-18
 Equipment no. : HVS002 Calibration Due Date : 23-Oct-18

CALIBRATION OF CONTINUOUS FLOW RECORDER

Ambient Condition			
Temperature, T _a	300.7	Kelvin	Pressure, P _a
			1011 mmHg

Orifice Transfer Standard Information					
Equipment No.	Ori002	Slope, m _c	2.12231	Intercept, b _c	-0.06016
Last Calibration Date	19-Jan-18	$(H \times P_a / 1013.3 \times 298 / T_a)^{1/2}$ $m_c \times Q_{std} + b_c$			
Next Calibration Date	19-Jan-19				

Calibration of TSP						
Calibration Point	Manometer Reading			Q _{std} (m ³ / min.) X-axis	Continuous Flow Recorder, W (CFM)	IC (W(P _a /1013.3x298/T _a) ^{1/2} /35.31) Y-axis
	(up)	(down)	(difference)			
1	1.6	1.6	3.2	0.8663	28	27.8368
2	2.2	2.2	4.4	1.0110	35	34.7961
3	3.7	3.7	7.4	1.3026	44	43.7436
4	4.6	4.6	9.2	1.4492	51	50.7028
5	5.9	5.9	11.8	1.6375	54	53.6854

By Linear Regression of Y on X

Slope, m = 34.0314 Intercept, b = -0.4992
 Correlation Coefficient* = 0.9914
 Calibration Accepted = Yes/No**

* if Correlation Coefficient < 0.990, check and recalibration again.

** Delete as appropriate.

Remarks : As per client's provided information, the equipment reference no. of the calibrated High Volume Sampler has been

re-assigned from EL449 to HVS002 with respect to the update in quality management system.

Calibrated by : Ray Lee Checked by : Pualine Wong
 Date : 23-Aug-18 Date : 23-Aug-18



Calibration Data for High Volume Sampler (TSP Sampler)

Location : CMA2a Calibration Date : 19-Oct-18
 Equipment no. : HVS002 Calibration Due Date : 19-Dec-18

CALIBRATION OF CONTINUOUS FLOW RECORDER

Ambient Condition			
Temperature, T_a	297.2	Kelvin	Pressure, P_a
			1017 mmHg

Orifice Transfer Standard Information					
Equipment No.	Ori002	Slope, m_c	2.12231	Intercept, b_c	-0.06016
Last Calibration Date	19-Jan-18	$(H \times P_a / 1013.3 \times 298 / T_a)^{1/2}$ $m_c \times Q_{std} + b_c$			
Next Calibration Date	19-Jan-19				

Calibration of TSP						
Calibration Point	Manometer Reading			Q_{std} ($m^3 / min.$) X-axis	Continuous Flow Recorder, W (CFM)	IC ($(W/P_a) \times 1013.3 \times 298 / T_a)^{1/2} \times 35.31$) Y-axis
	(up)	(down)	(difference)			
1	1.6	1.6	3.2	0.8740	27	27.0883
2	2.6	2.6	5.2	1.1063	34	34.1112
3	4.0	4.0	8.0	1.3654	42	42.1373
4	5.2	5.2	10.4	1.5528	50	50.1635
5	6.5	6.5	13.0	1.7328	54	54.1766

By Linear Regression of Y on X

Slope, m = 32.4470 Intercept, b = -1.4980
 Correlation Coefficient* = 0.9975
 Calibration Accepted = Yes/No**

* if Correlation Coefficient < 0.990, check and recalibration again.

** Delete as appropriate.

Remarks : As per client's provided information, the equipment reference no. of the calibrated High Volume Sampler has been re-assigned from EL449 to HVS002 with respect to the update in quality management system.

Calibrated by : Ray Lee Checked by : Pualine Wong
 Date : 19-Oct-18 Date : 19-Oct-18



Calibration Data for High Volume Sampler (TSP Sampler)

Location : CMA3a
Equipment no. : HVS012

Calibration Date : 23-Aug-18
Calibration Due Date : 23-Oct-18

CALIBRATION OF CONTINUOUS FLOW RECORDER

Ambient Condition			
Temperature, T _a	300.7	Kelvin	Pressure, P _a
			1011 mmHg

Orifice Transfer Standard Information					
Equipment No.	Ori002	Slope, m _c	2.12231	Intercept, b _c	-0.06016
Last Calibration Date	19-Jan-18	$(H \times P_a / 1013.3 \times 298 / T_a)^{1/2}$ $m_c \times Q_{std} + b_c$			
Next Calibration Date	19-Jan-19				

Calibration of TSP						
Calibration Point	Manometer Reading			Q _{std} (m ³ / min.) X-axis	Continuous Flow Recorder, W (CFM)	IC (W(P _a /1013.3x298/T _a) ^{1/2} /35.31) Y-axis
	(up)	(down)	(difference)			
1	1.3	1.3	2.6	0.7837	28	27.8368
2	2.3	2.3	4.6	1.0330	35	34.7961
3	3.2	3.2	6.4	1.2134	41	40.7611
4	4.2	4.2	8.4	1.3860	47	46.7261
5	5.4	5.4	10.8	1.5678	52	51.6970

By Linear Regression of Y on X

Slope, m = 30.9858 Intercept, b = 3.2800
Correlation Coefficient* = 0.9991
Calibration Accepted = Yes/No**

* if Correlation Coefficient < 0.990, check and recalibration again.

** Delete as appropriate.

Remarks : As per client's provided information, the equipment reference no. of the calibrated High Volume Sampler has been re-assigned from EL333 to HVS012 with respect to the update in quality management system.

Calibrated by : Ray Lee
Date : 23-Aug-18

Checked by : Pauline Wong
Date : 23-Aug-18



Calibration Data for High Volume Sampler (TSP Sampler)

Location : CMA3a
 Equipment no. : HVS012
 Calibration Date : 19-Oct-18
 Calibration Due Date : 19-Dec-18

CALIBRATION OF CONTINUOUS FLOW RECORDER

Ambient Condition							
Temperature, T_a	297.2		Kelvin	Pressure, P_a	1017 mmHg		
Orifice Transfer Standard Information							
Equipment No.	Ori002		Slope, m_c	2.12231		Intercept, b_c	-0.06016
Last Calibration Date	19-Jan-18		$(H \times P_a / 1013.3 \times 298 / T_a)^{1/2}$ $m_c \times Q_{std} + b_c$				
Next Calibration Date	19-Jan-19						
Calibration of TSP							
Calibration Point	Manometer Reading			Q_{std} ($m^3 / min.$) X-axis	Continuous Flow Recorder, W (CFM)	IC ($W/P_a \times 1013.3 \times 298 / T_a)^{1/2} / 35.31$) Y-axis	
	(up)	(down)	(difference)				
1	1.4	1.4	2.8	0.8194	32	32.1046	
2	2.2	2.2	4.4	1.0199	38	38.1243	
3	3.4	3.4	6.8	1.2611	44	44.1439	
4	4.3	4.3	8.6	1.4146	50	50.1635	
5	5.4	5.4	10.8	1.5819	56	56.1831	
By Linear Regression of Y on X							
Slope, m		=	31.1434	Intercept, b		=	6.1682
Correlation Coefficient*		=	0.9966				
Calibration Accepted		=	Yes/No**				

* if Correlation Coefficient < 0.990, check and recalibration again.

** Delete as appropriate.

Remarks : As per client's provided information, the equipment reference no. of the calibrated High Volume Sampler has been re-assigned from EL333 to HVS012 with respect to the update in quality management system.

Calibrated by : Ray Lee
 Date : 19-Oct-18
 Checked by : Pualine Wong
 Date : 19-Oct-18



Calibration Data for High Volume Sampler (TSP Sampler)

Location : CMA4a
 Equipment no. : HVS004

Calibration Date : 23-Aug-18
 Calibration Due Date : 23-Oct-18

CALIBRATION OF CONTINUOUS FLOW RECORDER

Ambient Condition			
Temperature, T _a	300.7	Kelvin	Pressure, P _a
			1011 mmHg

Orifice Transfer Standard Information					
Equipment No.	Ori002	Slope, m _c	2.12231	Intercept, bc	-0.06016
Last Calibration Date	19-Jan-18	$(H \times P_a / 1013.3 \times 298 / T_a)^{1/2}$ $m_c \times Q_{std} + b_c$			
Next Calibration Date	19-Jan-19				

Calibration of TSP						
Calibration Point	Manometer Reading			Q _{std} (m ³ / min.)	Continuous Flow Recorder, W (CFM)	IC (W(P _a /1013.3x298/T _a) ^{1/2} /35.31)
	H (inches of water)					
	(up)	(down)	(difference)			
1	1.4	1.4	2.8	0.8122	22	21.8718
2	2.0	2.0	4.0	0.9652	29	28.8310
3	3.6	3.6	7.2	1.2853	42	41.7553
4	4.7	4.7	9.4	1.4646	48	47.7203
5	5.8	5.8	11.6	1.6238	54	53.6854

By Linear Regression of Y on X

Slope, m = 38.9454 Intercept, b = -9.1384
 Correlation Coefficient* = 0.9990
 Calibration Accepted = Yes/No**

* if Correlation Coefficient < 0.990, check and recalibration again.

** Delete as appropriate.

Remarks : As per client's provided information, the equipment reference no. of the calibrated High Volume Sampler has been

re-assigned from EL390 to HVS004 with respect to the update in quality management system.

Calibrated by : Ray Lee

Checked by : Pauline Wong

Date : 23-Aug-18

Date : 23-Aug-18



Calibration Data for High Volume Sampler (TSP Sampler)

Location : CMA4a
 Equipment no. : HVS004
 Calibration Date : 19-Oct-18
 Calibration Due Date : 19-Dec-18

CALIBRATION OF CONTINUOUS FLOW RECORDER

Ambient Condition			
Temperature, T_a	297.2	Kelvin	Pressure, P_a
			1017 mmHg

Orifice Transfer Standard Information					
Equipment No.	Ori002	Slope, m_c	2.12231	Intercept, b_c	-0.06016
Last Calibration Date	19-Jan-18	$(H \times P_a / 1013.3 \times 298 / T_a)^{1/2}$ $m_c \times Q_{std} + b_c$			
Next Calibration Date	19-Jan-19				

Calibration of TSP						
Calibration Point	Manometer Reading			Q_{std} ($m^3 / min.$) X-axis	Continuous Flow Recorder, W (CFM)	IC ($W(P_a/1013.3 \times 298/T_a)^{1/2} / 35.31$) Y-axis
	(up)	(down)	(difference)			
1	1.5	1.5	3.0	0.8471	22	22.0719
2	2.2	2.2	4.4	1.0199	31	31.1014
3	3.4	3.4	6.8	1.2611	41	41.1341
4	4.7	4.7	9.4	1.4777	50	50.1635
5	6.0	6.0	12.0	1.6659	58	56.1631

By Linear Regression of Y on X

Slope, m = 41.6384 Intercept, b = -12.0983
 Correlation Coefficient* = 0.9974
 Calibration Accepted = Yes/No**

* If Correlation Coefficient < 0.990, check and recalibration again.

** Delete as appropriate.

Remarks : As per client's provided information, the equipment reference no. of the calibrated High Volume Sampler has been re-assigned from EL390 to HVS004 with respect to the update in quality management system.

Calibrated by : Ray Lee Checked by : Pusline Wong
 Date : 19-Oct-18 Date : 19-Oct-18



Calibration Data for High Volume Sampler (TSP Sampler)

Location : CMA5b
 Equipment no. : HVS010

Calibration Date : 23-Aug-18
 Calibration Due Date : 23-Oct-18

CALIBRATION OF CONTINUOUS FLOW RECORDER

Ambient Condition			
Temperature, T _a	300.7	Kelvin	Pressure, P _a
			1011 mmHg

Orifice Transfer Standard Information				
Equipment No.	Ori002	Slope, m _c	2.12231	Intercept, b _c
				-0.06016
Last Calibration Date	19-Jan-18	$\left(H \times P_a / 1013.3 \times 298 / T_a \right)^{1/2}$ $= m_c \times Q_{std} + b_c$		
Next Calibration Date	19-Jan-19			

Calibration of TSP						
Calibration Point	Manometer Reading			Q _{std} (m ³ / min.) X-axis	Continuous Flow Recorder, W (CFM)	IC (W(P _a /1013.3x298/T _a) ^{1/2} /35.31) Y-axis
	H (inches of water)	(up)	(down)			
1	1.5	1.5	3.0	0.8397	34	33.8019
2	2.1	2.1	4.2	0.9884	40	39.7669
3	3.4	3.4	6.8	1.2499	48	47.7203
4	4.4	4.4	8.8	1.4180	54	53.6854
5	5.6	5.6	11.2	1.5960	59	58.6562

By Linear Regression of Y on X

Slope, m = 32.7067 Intercept, b = 6.8765
 Correlation Coefficient* = 0.9988
 Calibration Accepted = Yes/No**

* if Correlation Coefficient < 0.990, check and recalibration again.

** Delete as appropriate.

Remarks : As per client's provided information, the equipment reference no. of the calibrated High Volume Sampler has been re-assigned from EL222 to HVS010 with respect to the update in quality management system.

Calibrated by : Ray Lee
 Date : 23-Aug-18

Checked by : Pauline Wong
 Date : 23-Aug-18



Calibration Data for High Volume Sampler (TSP Sampler)

Location : CMA5b
 Equipment no. : HVS010
 Calibration Date : 19-Oct-18
 Calibration Due Date : 19-Dec-18

CALIBRATION OF CONTINUOUS FLOW RECORDER

Ambient Condition						
Temperature, T_a	297.2	Kelvin	Pressure, P_a	1017	mmHg	
Orifice Transfer Standard Information						
Equipment No.	Ori002	Slope, m_c	2.12231	Intercept, b_c	-0.06016	
Last Calibration Date	19-Jan-18	$(H \times P_a / 1013.3 \times 298 / T_a)^{1/2}$ $m_c \times Q_{std} + b_c$				
Next Calibration Date	19-Jan-19					
Calibration of TSP						
Calibration Point	Manometer Reading			Q_{std} ($m^3 / min.$) X-axis	Continuous Flow Recorder, W (CFM)	IC ($W(P_a/1013.3 \times 298/T_a)^{1/2} / 35.31$) Y-axis
	(up)	(down)	(difference)			
1	1.3	1.3	2.6	0.7906	33	33.1079
2	2.0	2.0	4.0	0.9738	38	38.1243
3	3.2	3.2	6.4	1.2243	45	45.1472
4	4.2	4.2	8.4	1.3984	50	50.1635
5	5.3	5.3	10.6	1.5674	55	55.1799
By Linear Regression of Y on X						
Slope, m	=	28.3797	Intercept, b	=	10.5471	
Correlation Coefficient*	=	0.9999				
Calibration Accepted	=	Yes/No**				

* if Correlation Coefficient < 0.990, check and recalibration again.

** Delete as appropriate.

Remarks : As per client's provided information, the equipment reference no. of the calibrated High Volume Sampler has been re-assigned from EL222 to HVS010 with respect to the update in quality management system.

Calibrated by : Ray Lee
 Date : 19-Oct-18
 Checked by : Pualine Wong
 Date : 19-Oct-18



Calibration Data for High Volume Sampler (TSP Sampler)

Location : MA1e
 Equipment no. : HVS007

Calibration Date : 23-Aug-18
 Calibration Due Date : 23-Oct-18

CALIBRATION OF CONTINUOUS FLOW RECORDER

Ambient Condition			
Temperature, T _a	300.7	Kelvin	Pressure, P _a
			1011 mmHg

Orifice Transfer Standard Information			
Equipment No.	Ori002	Slope, m _c	2.12231
		Intercept, b _c	-0.06016
Last Calibration Date	19-Jan-18	$(H \times P_a / 1013.3 \times 298 / T_a)^{1/2}$ $m_c \times Q_{std} + b_c$	
Next Calibration Date	19-Jan-19		

Calibration of TSP						
Calibration Point	Manometer Reading			Q _{std} (m ³ / min.) X-axis	Continuous Flow Recorder, W (CFM)	IC (W(P _a /1013.3x298/T _a) ^{1/2} /35.31) Y-axis
	(up)	(down)	(difference)			
1	1.5	1.5	3.0	0.8397	24	23.8602
2	2.2	2.2	4.4	1.0110	32	31.8135
3	3.6	3.6	7.2	1.2853	44	43.7436
4	4.7	4.7	9.4	1.4646	51	50.7028
5	5.7	5.7	11.4	1.6100	56	55.6737

By Linear Regression of Y on X

Slope, m = 41.5273 Intercept, b = -10.4222
 Correlation Coefficient* = 0.9988
 Calibration Accepted = Yes/No**

* if Correlation Coefficient < 0.990, check and recalibration again.

Remarks : As per client's provided information, the equipment reference no. of the calibrated High Volume Sampler has been re-assigned from EL455 to HVS007 with respect to the update in quality management system.

Calibrated by : Ray Lee
 Date : 23-Aug-18

Checked by : Pauline Wong
 Date : 23-Aug-18



Calibration Data for High Volume Sampler (TSP Sampler)

Location : MA1e Calibration Date : 19-Oct-18
 Equipment no. : HVS007 Calibration Due Date : 19-Dec-18

CALIBRATION OF CONTINUOUS FLOW RECORDER

Ambient Condition						
Temperature, T_a	297.2	Kelvin	Pressure, P_a	1017	mmHg	
Orifice Transfer Standard Information						
Equipment No.	Orif002	Slope, m_c	2.12231	Intercept, b_c	-0.06018	
Last Calibration Date	19-Jan-18	$(H \times P_a / 1013.3 \times 298 / T_a)^{1/2}$ $m_c \times Q_{std} + b_c$				
Next Calibration Date	19-Jan-19					
Calibration of TSP						
Calibration Point	Manometer Reading			Q_{std} ($m^3 / min.$) X-axis	Continuous Flow Recorder, W (CFM)	IC ($W/P_a \times 1013.3 \times 298 / T_a^{1.5} \times 35.31$) Y-axis
	(up)	(down)	(difference)			
1	1.5	1.5	3.0	0.8471	26	26.0850
2	2.4	2.4	4.8	1.0640	35	35.1145
3	3.9	3.9	7.8	1.3495	48	48.1570
4	4.9	4.9	9.8	1.5082	54	54.1766
5	6.2	6.2	12.4	1.6930	61	61.1995
By Linear Regression of Y on X						
Slope, m	=	41.9586	Intercept, b	=	-9.2721	
Correlation Coefficient*	=	0.9993				
Calibration Accepted	=	Yes/No**				

* if Correlation Coefficient < 0.990, check and recalibration again.

** Delete as appropriate.

Remarks : As per client's provided information, the equipment reference no. of the calibrated High Volume Sampler has been re-assigned from EL455 to HVS007 with respect to the update in quality management system.

Calibrated by : Ray Lee Checked by : Pualine Wong
 Date : 19-Oct-18 Date : 19-Oct-18



Calibration Data for High Volume Sampler (TSP Sampler)

Location : MA1w
 Equipment no. : HVS008

Calibration Date : 23-Aug-18
 Calibration Due Date : 23-Oct-18

CALIBRATION OF CONTINUOUS FLOW RECORDER

Ambient Condition			
Temperature, T _a	300.7	Kelvin	Pressure, P _a
			1011 mmHg

Orifice Transfer Standard Information			
Equipment No.	Ori002	Slope, m _c	2.12231
		Intercept, b _c	-0.06016
Last Calibration Date	19-Jan-18	$(H \times P_a / 1013.3 \times 298 / T_a)^{1/2}$ $= m_c \times Q_{std} + b_c$	
Next Calibration Date	19-Jan-19		

Calibration of TSP						
Calibration Point	Manometer Reading			Q _{std} (m ³ / min.) X-axis	Continuous Flow Recorder, W (CFM)	IC (W(P _a /1013.3x298/T _a) ^{1/2} /35.31) Y-axis
	(up)	(down)	(difference)			
1	1.5	1.5	3.0	0.8397	20	19.8835
2	2.4	2.4	4.8	1.0546	27	26.8427
3	3.6	3.6	7.2	1.2853	36	35.7902
4	5.0	5.0	10.0	1.5097	42	41.7553
5	6.4	6.4	12.8	1.7043	50	49.7087

By Linear Regression of Y on X

Slope, m = 34.1180 Intercept, b = -8.8315

Correlation Coefficient* = 0.9985

Calibration Accepted = Yes/No**

* if Correlation Coefficient < 0.990, check and recalibration again.

Remarks : As per client's provided information, the equipment reference no. of the calibrated High Volume Sampler has been re-assigned from EL080 to HVS008 with respect to the update in quality management system.

Calibrated by : Ray Lee
 Date : 23-Aug-18

Checked by : Pauline Wong
 Date : 23-Aug-18



Calibration Data for High Volume Sampler (TSP Sampler)

Location : MA1w
 Equipment no. : HV5008
 Calibration Date : 19-Oct-18
 Calibration Due Date : 19-Dec-18

CALIBRATION OF CONTINUOUS FLOW RECORDER

Ambient Condition						
Temperature, T_a	297.2	Kelvin	Pressure, P_a	1017	mmHg	
Orifice Transfer Standard Information						
Equipment No.	Orl002	Slope, m_s	2.12231	Intercept, b_c	-0.06016	
Last Calibration Date	19-Jan-18	$(H \times P_a / 1013.3 \times 298 / T_a)^{1/2}$ $m_c \times Q_{std} + b_c$				
Next Calibration Date	19-Jan-19					
Calibration of TSP						
Calibration Point	Manometer Reading			Q_{std} ($m^3 / min.$) X-axis	Continuous Flow Recorder, W (CFM)	IC ($(W/P_a) \times 1013.3 \times 298 / T_a)^{1/2} \times 35.31$) Y-axis
	(up)	(down)	(difference)			
1	1.5	1.5	3.0	0.8471	20	20.0654
2	2.4	2.4	4.8	1.0640	26	26.0850
3	3.8	3.8	7.6	1.3316	36	36.1177
4	4.9	4.9	9.8	1.5082	43	43.1406
5	6.3	6.3	12.6	1.7064	49	49.1602
By Linear Regression of Y on X:						
Slope, m	=	34.7914	Intercept, b	=	-10.0178	
Correlation Coefficient*	=	0.9985				
Calibration Accepted	=	Yes/No**				

* if Correlation Coefficient < 0.990, check and recalibration again.

** Delete as appropriate.

Remarks : As per client's provided information, the equipment reference no. of the calibrated High Volume Sampler has been re-assigned from EL080 to HVS008 with respect to the update in quality management system.

Calibrated by : Ray Lee
 Date : 19-Oct-18
 Checked by : Pualine Wong
 Date : 19-Oct-18



CERTIFICATE OF CALIBRATION

Certificate No.: 18CA0213 02 Page 1 of 2

Item tested

Description:	Sound Level Meter (Type 1)	Microphone	Preamp
Manufacturer:	B & K	B & K	B & K
Type/Model No.:	2250	4950	ZC0032
Serial/Equipment No.:	2701778	2755097	19223
Adaptors used:	-	-	-

Item submitted by

Customer Name: Lam Geotechnics Limited.
Address of Customer: -
Request No.: -
Date of receipt: 13-Feb-2018

Date of test: 21-Feb-2018

Reference equipment used in the calibration

Description:	Model:	Serial No.	Expiry Date:	Traceable to:
Multi function sound calibrator	B&K 4226	2268444	08-Sep-2018	CIGISMEC
Signal generator	DS 360	33873	25-Apr-2018	CEPREI
Signal generator	DS 360	61227	01-Apr-2018	CEPREI

Ambient conditions

Temperature: 20 ± 1 °C
Relative humidity: 50 ± 10 %
Air pressure: 1000 ± 5 hPa

Test specifications

- The Sound Level Meter has been calibrated in accordance with the requirements as specified in BS 7580: Part 1: 1997 and the lab calibration procedure SMTP004-CA-152.
- The electrical tests were performed using an electrical signal substituted for the microphone which was removed and replaced by an equivalent capacitance within a tolerance of +20%.
- The acoustic calibration was performed using an B&K 4226 sound calibrator and corrections was applied for the difference between the free-field and pressure response of the Sound Level Meter.

Test results

This is to certify that the Sound Level Meter conforms to BS 7580: Part 1: 1997 for the conditions under which the test was performed.

Details of the performed measurements are presented on page 2 of this certificate.

Actual Measurement data are documented on worksheets.

Approved Signatory:



Feng Jun Qi

Date: 21-Feb-2018

Company Chop:



Comments: The results reported in this certificate refer to the condition of the instrument on the date of calibration and carry no implication regarding the long-term stability of the instrument.



CERTIFICATE OF CALIBRATION

(Continuation Page)

Certificate No.: 18CA0213 02 Page 2 of 2

1. Electrical Tests

The electrical tests were performed using an equivalent capacitance substituted for the microphone. The results are given in below with test status and the estimated uncertainties. The "Pass" means the result of the test is inside the tolerances stated in the test specifications. The "-" means the result of test is outside these tolerances.

Test:	Subtest:	Status:	Expanded Uncertainty (dB)	Coverage Factor
Self-generated noise	A	Pass	0.3	
	C	Pass	0.8	
	Lin	Pass	1.6	
Linearity range for Leq	At reference range, Step 5 dB at 4 kHz	Pass	0.3	
	Reference SPL on all other ranges	Pass	0.3	
	2 dB below upper limit of each range	Pass	0.3	
	2 dB above lower limit of each range	Pass	0.3	
	At reference range, Step 5 dB at 4 kHz	Pass	0.3	
Linearity range for SPL	A	Pass	0.3	
	C	Pass	0.3	
	Lin	Pass	0.3	
Time weightings	Single Burst Fast	Pass	0.3	
	Single Burst Slow	Pass	0.3	
Peak response	Single 100µs rectangular pulse	Pass	0.3	
R.M.S. accuracy	Crest factor of 3	Pass	0.3	
Time weighting I	Single burst 5 ms at 2000 Hz	Pass	0.3	
	Repeated at frequency of 100 Hz	Pass	0.3	
Time averaging	1 ms burst duty factor 1/10 ³ at 4kHz	Pass	0.3	
	1 ms burst duty factor 1/10 ⁴ at 4kHz	Pass	0.3	
Pulse range	Single burst 10 ms at 4 kHz	Pass	0.4	
Sound exposure level	Single burst 10 ms at 4 kHz	Pass	0.4	
Overload indication	SPL	Pass	0.3	
	Leq	Pass	0.4	

2. Acoustic tests

The complete sound level meter was calibrated on the reference range using a B&K 4226 acoustic calibrator with 1000Hz and SPL 94 dB. The sensitivity of the sound level meter was adjusted. The test result at 125 Hz and 8000 Hz are given in below with test status and the estimated uncertainties.

Test:	Subtest	Status	Expanded Uncertainty (dB)	Coverage Factor
Acoustic response	Weighting A at 125 Hz	Pass	0.3	
	Weighting A at 8000 Hz	Pass	0.5	

3. Response to associated sound calibrator

N/A

The expanded uncertainties have been calculated in accordance with the ISO Publication "Guide to the expression of uncertainty in measurement", and gives an interval estimated to have a level of confidence of 95%. A coverage factor of 2 is assumed unless explicitly stated.

Calibrated by:

Date:

Fung Chi Yip
21-Feb-2018

Checked by:

Date:

Lam Tze Wai
21-Feb-2018

The standard(s) and equipment used in the calibration are traceable to national or international recognised standards and are calibrated on a schedule to maintain the required accuracy level.



CERTIFICATE OF CALIBRATION

Certificate No.: 18CA0309 01 Page 1 of 2

Item tested

Description:	Sound Level Meter (Type 1)	Microphone	Preamp
Manufacturer:	B & K	B & K	B & K
Type/Model No.:	2250-L	4950	ZC0032
Serial/Equipment No.:	2722310	2698702	13318
Adaptors used:	-	-	-

Item submitted by

Customer Name:	Lam Geotechnics Ltd.
Address of Customer:	-
Request No.:	-
Date of receipt:	09-Mar-2018

Date of test: 10-Mar-2018

Reference equipment used in the calibration

Description:	Model:	Serial No.	Expiry Date:	Traceable to:
Multi function sound calibrator	B&K 4226	2288444	08-Sep-2018	CIGISMEC
Signal generator	DS 360	33873	25-Apr-2018	CEPREI
Signal generator	DS 360	61227	01-Apr-2018	CEPREI

Ambient conditions

Temperature:	21 ± 1 °C
Relative humidity:	50 ± 10 %
Air pressure:	1000 ± 5 hPa

Test specifications

1. The Sound Level Meter has been calibrated in accordance with the requirements as specified in BS 7580 Part 1: 1997 and the lab calibration procedure SMTP004-CA-152.
2. The electrical tests were performed using an electrical signal substituted for the microphone which was removed and replaced by an equivalent capacitance within a tolerance of ±20%.
3. The acoustic calibration was performed using an B&K 4226 sound calibrator and corrections was applied for the difference between the free-field and pressure responsiveness of the Sound Level Meter.

Test results

This is to certify that the Sound Level Meter conforms to BS 7580 Part 1: 1997 for the conditions under which the test was performed.

Details of the performed measurements are presented on page 2 of this certificate.

Actual Measurement data are documented on worksheets.

Approved Signatory:

Feng Jun Q

Date: 12-Mar-2018

Company Chop:



Comments: The results reported in this certificate refer to the condition of the instrument on the date of calibration and carry no implication regarding the long-term stability of the instrument.



CERTIFICATE OF CALIBRATION

(Continuation Page)

Certificate No.: 18CA0309 01 Page 2 of 2

1. Electrical Tests

The electrical tests were performed using an equivalent capacitance substituted for the microphone. The results are given in below with test status and the estimated uncertainties. The "Pass" means the result of the test is inside the tolerances stated in the test specifications. The "-" means the result of test is outside these tolerances.

Test:	Subtest:	Status:	Expanded Uncertainty (dB)	Coverage Factor
Self-generated noise	A	Pass	0.3	
	C	Pass	0.8	
	Lin	Pass	1.6	
Linearity range for Leq	At reference range, Step 5 dB at 4 kHz	Pass	0.3	
	Reference SPL on all other ranges	Pass	0.3	
	2 dB below upper limit of each range	Pass	0.3	
	2 dB above lower limit of each range	Pass	0.3	
Linearity range for SPL	At reference range, Step 5 dB at 4 kHz	Pass	0.3	
	A	Pass	0.3	
Frequency weightings	C	Pass	0.3	
	Lin	Pass	0.3	
	Time weightings	Single Burst Fast	Pass	0.3
Peak response	Single Burst Slow	Pass	0.3	
	Single 100µs rectangular pulse	Pass	0.3	
R.M.S. accuracy	Crest factor of 3	Pass	0.3	
	Time weighting I	Single burst 5 ms at 2000 Hz	Pass	0.3
Time averaging	Repeated at frequency of 100 Hz	Pass	0.3	
	1 ms burst duty factor 1/10 ³ at 4kHz	Pass	0.3	
Pulse range	1 ms burst duty factor 1/10 ⁴ at 4kHz	Pass	0.3	
	Single burst 10 ms at 4 kHz	Pass	0.4	
Sound exposure level	Single burst 10 ms at 4 kHz	Pass	0.4	
	Overload indication	SPL	Pass	0.3
	Leq	Pass	0.4	

2. Acoustic tests

The complete sound level meter was calibrated on the reference range using a B&K 4226 acoustic calibrator with 1000Hz and SPL 94 dB. The sensitivity of the sound level meter was adjusted. The test result at 125 Hz and 8000 Hz are given in below with test status and the estimated uncertainties.

Test:	Subtest	Status	Expanded Uncertainty (dB)	Coverage Factor
Acoustic response	Weighting A at 125 Hz	Pass	0.3	
	Weighting A at 8000 Hz	Pass	0.5	

3. Response to associated sound calibrator

N/A

The expanded uncertainties have been calculated in accordance with the ISO Publication "Guide to the expression of uncertainty in measurement", and gives an interval estimated to have a level of confidence of 95%. A coverage factor of 2 is assumed unless explicitly stated.

Calibrated by:

Date: 10-Mar-2018

Fung Chi Yip

- End -

Checked by:

Date: 12-Mar-2018

Lam Tze Wai

The standard(s) and equipment used in the calibration are traceable to national or international recognised standards and are calibrated on a schedule to maintain the required accuracy level.



CERTIFICATE OF CALIBRATION

Certificate No.: 18CA0413 02 Page 1 of 2

Item tested

Description:	Sound Level Meter (Type 1)	Microphone	Preamp
Manufacturer:	B & K	B & K	B & K
Type/Model No.:	2250-L	4950	ZC0032
Serial/Equipment No.:	2722311	2698703	13321
Adaptors used:	-	-	-

Item submitted by

Customer Name: Lam Geotechnics Ltd.
Address of Customer: -
Request No.: -
Date of receipt: 13-Apr-2018

Date of test: 18-Apr-2018

Reference equipment used in the calibration

Description:	Model:	Serial No.	Expiry Date:	Traceable to:
Multi function sound calibrator	B&K 4226	2288444	08-Sep-2018	CIGISMEC
Signal generator	DS 360	33873	25-Apr-2018	CEPREI

Ambient conditions

Temperature: 20 ± 1 °C
Relative humidity: 50 ± 10 %
Air pressure: 1000 ± 5 hPa

Test specifications


1. The Sound Level Meter has been calibrated in accordance with the requirements as specified in BS 7580: Part 1: 1997 and the lab calibration procedure SMTP004-CA-152.
2. The electrical tests were performed using an electrical signal substituted for the microphone which was removed and replaced by an equivalent capacitance within a tolerance of ± 20 %.
3. The acoustic calibration was performed using an B&K 4226 sound calibrator and corrections was applied for the difference between the free-field and pressure responsiveness of the Sound Level Meter.

Test results

This is to certify that the Sound Level Meter conforms to BS 7580: Part 1: 1997 for the conditions under which the test was performed.

Details of the performed measurements are presented on page 2 of this certificate.

Actual Measurement data are documented on worksheets.

Approved Signatory:  Date: 18-Apr-2018 Company Chop:

Feng Junqi



Comments: The results reported in this certificate refer to the condition of the instrument on the date of calibration and carry no implication regarding the long-term stability of the instrument.



CERTIFICATE OF CALIBRATION

(Continuation Page)

Certificate No.: 18CA0413 02

Page 2 of 2

1. Electrical Tests

The electrical tests were performed using an equivalent capacitance substituted for the microphone. The results are given in below with test status and the estimated uncertainties. The "Pass" means the result of the test is inside the tolerances stated in the test specifications. The "-" means the result of test is outside these tolerances.

Test:	Subtest:	Status:	Expanded Uncertainty (dB)	Coverage Factor
Self-generated noise	A	Pass	0.3	
	C	Pass	0.8	
	Lin	Pass	1.6	
Linearity range for Leq	At reference range, Step 5 dB at 4 kHz	Pass	0.3	
	Reference SPL on all other ranges	Pass	0.3	
	2 dB below upper limit of each range	Pass	0.3	
	2 dB above lower limit of each range	Pass	0.3	
Linearity range for SPL	At reference range, Step 5 dB at 4 kHz	Pass	0.3	
	Frequency weightings			
Time weightings	A	Pass	0.3	
	C	Pass	0.3	
	Lin	Pass	0.3	
Peak response	Single Burst Fast	Pass	0.3	
	Single Burst Slow	Pass	0.3	
R.M.S. accuracy	Single 100µs rectangular pulse	Pass	0.3	
	Crest factor of 3	Pass	0.3	
Time weighting I	Single burst 5 ms at 2000 Hz	Pass	0.3	
	Repeated at frequency of 100 Hz	Pass	0.3	
Time averaging	1 ms burst duty factor 1/10 ³ at 4kHz	Pass	0.3	
	1 ms burst duty factor 1/10 ⁴ at 4kHz	Pass	0.3	
Pulse range	Single burst 10 ms at 4 kHz	Pass	0.4	
	Single burst 10 ms at 4 kHz	Pass	0.4	
Sound exposure level	SPL	Pass	0.3	
	Leq	Pass	0.4	

2. Acoustic tests

The complete sound level meter was calibrated on the reference range using a B&K 4226 acoustic calibrator with 1000Hz and SPL 94 dB. The sensitivity of the sound level meter was adjusted. The test result at 125 Hz and 8000 Hz are given in below with test status and the estimated uncertainties.

Test:	Subtest	Status	Expanded Uncertainty (dB)	Coverage Factor
Acoustic response	Weighting A at 125 Hz	Pass	0.3	
	Weighting A at 8000 Hz	Pass	0.5	

3. Response to associated sound calibrator

N/A

The expanded uncertainties have been calculated in accordance with the ISO Publication "Guide to the expression of uncertainty in measurement", and gives an interval estimated to have a level of confidence of 95%. A coverage factor of 2 is assumed unless explicitly stated.

- End -

Calibrated by:

Date:

Fung Chi Yip
18-Apr-2018

Checked by:

Date:

Lam Tze Wai
18-Apr-2018

The standard(s) and equipment used in the calibration are traceable to national or international recognised standards and are calibrated on a schedule to maintain the required accuracy level.



CERTIFICATE OF CALIBRATION

Certificate No.: 18CA0116 01 Page 1 of 2

Item tested

Description:	Sound Level Meter (Type 1)	Microphone	Preamp
Manufacturer:	B & K	B & K	B & K
Type/Model No.:	2250L	4950	ZC0032
Serial/Equipment No.:	3002695	2940839	18582
Adaptors used:	-	-	-

Item submitted by

Customer Name: Lam Geotechnics Ltd.
Address of Customer: -
Request No.: -
Date of receipt: 16-Jan-2018

Date of test: 18-Jan-2018

Reference equipment used in the calibration

Description:	Model:	Serial No.	Expiry Date:	Traceable to:
Multi function sound calibrator	B&K 4226	2288444	08-Sep-2018	CIGISMEC
Signal generator	DS 360	33873	25-Apr-2018	CEPREI
Signal generator	DS 360	61227	01-Apr-2018	CEPREI

Ambient conditions

Temperature: 21 ± 1 °C
Relative humidity: 50 ± 10 %
Air pressure: 1005 ± 5 hPa

Test specifications

- The Sound Level Meter has been calibrated in accordance with the requirements as specified in BS 7580: Part 1: 1997 and the lab calibration procedure SMTP004-CA-152.
- The electrical tests were performed using an electrical signal substituted for the microphone which was removed and replaced by an equivalent capacitance within a tolerance of ±20%.
- The acoustic calibration was performed using an B&K 4226 sound calibrator and corrections was applied for the difference between the free-field and pressure responsiveness of the Sound Level Meter.

Test results

This is to certify that the Sound Level Meter conforms to BS 7580: Part 1: 1997 for the conditions under which the test was performed.

Details of the performed measurements are presented on page 2 of this certificate.

Actual Measurement data are documented on worksheets.

Approved Signatory:



Feng Jun Qi

Date: 18-Jan-2018

Company Chop:



Comments: The results reported in this certificate refer to the condition of the instrument on the date of calibration and carry no implication regarding the long-term stability of the instrument.



CERTIFICATE OF CALIBRATION

(Continuation Page)

Certificate No.: 18CA0116.01 Page 2 of 2

1. Electrical Tests

The electrical tests were performed using an equivalent capacitance substituted for the microphone. The results are given in below with test status and the estimated uncertainties. The "Pass" means the result of the test is inside the tolerances stated in the test specifications. The "-" means the result of test is outside these tolerances.

Test:	Subtest:	Status:	Expanded Uncertainty (dB)	Coverage Factor
Self-generated noise	A	Pass	0.3	
	C	Pass	0.8	
	Lin	Pass	1.6	
Linearity range for Leq	At reference range, Step 5 dB at 4 kHz	Pass	0.3	
	Reference SPL on all other ranges	Pass	0.3	
	2 dB below upper limit of each range	Pass	0.3	
	2 dB above lower limit of each range	Pass	0.3	
Linearity range for SPL	At reference range, Step 5 dB at 4 kHz	Pass	0.3	
	A	Pass	0.3	
	C	Pass	0.3	
	Lin	Pass	0.3	
Time weightings	Single Burst Fast	Pass	0.3	
	Single Burst Slow	Pass	0.3	
Peak response	Single 100µs rectangular pulse	Pass	0.3	
R.M.S. accuracy	Crest factor of 3	Pass	0.3	
Time weighting I	Single burst 5 ms at 2000 Hz	Pass	0.3	
	Repeated at frequency of 100 Hz	Pass	0.3	
Time averaging	1 ms burst duty factor 1/10 ³ at 4kHz	Pass	0.3	
	1 ms burst duty factor 1/10 ⁴ at 4kHz	Pass	0.3	
Pulse range	Single burst 10 ms at 4 kHz	Pass	0.4	
Sound exposure level	Single burst 10 ms at 4 kHz	Pass	0.4	
Overload indication	SPL	Pass	0.3	
	Leq	Pass	0.4	

2. Acoustic tests

The complete sound level meter was calibrated on the reference range using a B&K 4226 acoustic calibrator with 1000Hz and SPL 94 dB. The sensitivity of the sound level meter was adjusted. The test result at 125 Hz and 8000 Hz are given in below with test status and the estimated uncertainties.

Test:	Subtest	Status	Expanded Uncertainty (dB)	Coverage Factor
Acoustic response	Weighting A at 125 Hz	Pass	0.3	
	Weighting A at 8000 Hz	Pass	0.5	

3. Response to associated sound calibrator

N/A

The expanded uncertainties have been calculated in accordance with the ISO Publication "Guide to the expression of uncertainty in measurement", and gives an interval estimated to have a level of confidence of 95%. A coverage factor of 2 is assumed unless explicitly stated.

- End -

Calibrated by:

Fung Chi Yip
Date: 18-Jan-2018

Checked by:

Lam Tze Wai
Date: 18-Jan-2018

The standard(s) and equipment used in the calibration are traceable to national or international recognised standards and are calibrated on a schedule to maintain the required accuracy level.



CERTIFICATE OF CALIBRATION

Certificate No.: 18CA0907 02 Page 1 of 2

Item tested

Description:	Sound Level Meter (Type 1)	Microphone	Preamp
Manufacturer:	B & K	B & K	B & K
Type/Model No.:	2250-L	4950	ZC0032
Serial/Equipment No.:	3006790	2827240	21213
Adaptors used:	-	-	-

Item submitted by

Customer Name: Lam Geotechnics Limited
 Address of Customer: -
 Request No.: -
 Date of receipt: 07-Sep-2018

Date of test: 10-Sep-2018

Reference equipment used in the calibration

Description:	Model:	Serial No.	Expiry Date:	Traceable to:
Multi function sound calibrator	B&K 4226	2288444	23-Aug-2019	CIGISMEC
Signal generator	DS 360	33873	24-Apr-2019	CEPREI
Signal generator	DS 360	61227	23-Apr-2019	CEPREI

Ambient conditions

Temperature: 21 ± 1 °C
 Relative humidity: 50 ± 10 %
 Air pressure: 1005 ± 5 hPa

Test specifications

- The Sound Level Meter has been calibrated in accordance with the requirements as specified in BS 7580: Part 1: 1997 and the lab calibration procedure SMTP004-CA-152.
- The electrical tests were performed using an electrical signal substituted for the microphone which was removed and replaced by an equivalent capacitance within a tolerance of $\pm 20\%$.
- The acoustic calibration was performed using an B&K 4226 sound calibrator and corrections was applied for the difference between the free-field and pressure responses of the Sound Level Meter.

Test results

This is to certify that the Sound Level Meter conforms to BS 7580: Part 1: 1997 for the conditions under which the test was performed.

Details of the performed measurements are presented on page 2 of this certificate.

Actual Measurement data are documented on worksheets.

Approved Signatory:


 Feng Junor

Date: 10-Sep-2018

Company Chop:



Comments: The results reported in this certificate refer to the condition of the instrument on the date of calibration and carry no implication regarding the long-term stability of the instrument.



CERTIFICATE OF CALIBRATION

(Continuation Page)

Certificate No.: 18CA0907 02 Page 2 of 2

1. Electrical Tests

The electrical tests were performed using an equivalent capacitance substituted for the microphone. The results are given in below with test status and the estimated uncertainties. The "Pass" means the result of the test is inside the tolerances stated in the test specifications. The "-" means the result of test is outside these tolerances.

Test:	Subtest:	Status:	Expanded Uncertainty (dB)	Coverage Factor
Self-generated noise	A	Pass	0.3	
	C	Pass	0.8	
	Lin	Pass	1.6	
Linearity range for Leq	At reference range, Step 5 dB at 4 kHz	Pass	0.3	
	Reference SPL on all other ranges	Pass	0.3	
	2 dB below upper limit of each range	Pass	0.3	
	2 dB above lower limit of each range	Pass	0.3	
Linearity range for SPL	At reference range, Step 5 dB at 4 kHz	Pass	0.3	
	A	Pass	0.3	
	C	Pass	0.3	
Frequency weightings	Lin	Pass	0.3	
	Time weightings	Single Burst Fast	Pass	0.3
	Single Burst Slow	Pass	0.3	
Peak response	Single 100µs rectangular pulse	Pass	0.3	
	R.M.S. accuracy	Crest factor of 3	Pass	0.3
Time weighting I	Single burst 5 ms at 2000 Hz	Pass	0.3	
	Repeated at frequency of 100 Hz	Pass	0.3	
	Time averaging	1 ms burst duty factor 1/10 ³ at 4kHz	Pass	0.3
	1 ms burst duty factor 1/10 ⁴ at 4kHz	Pass	0.3	
Pulse range	Single burst 10 ms at 4 kHz	Pass	0.4	
	Sound exposure level	Single burst 10 ms at 4 kHz	Pass	0.4
Overload indication	SPL	Pass	0.3	
	Leq	Pass	0.4	

2. Acoustic tests

The complete sound level meter was calibrated on the reference range using a B&K 4226 acoustic calibrator with 1000Hz and SPL 94 dB. The sensitivity of the sound level meter was adjusted. The test result at 125 Hz and 8000 Hz are given in below with test status and the estimated uncertainties.

Test:	Subtest	Status	Expanded Uncertainty (dB)	Coverage Factor
Acoustic response	Weighting A at 125 Hz	Pass	0.3	
	Weighting A at 8000 Hz	Pass	0.5	

3. Response to associated sound calibrator

N/A

The expanded uncertainties have been calculated in accordance with the ISO Publication "Guide to the expression of uncertainty in measurement", and gives an interval estimated to have a level of confidence of 95%. A coverage factor of 2 is assumed unless explicitly stated.

Calibrated by:

Date: 10-Sep-2018

Fung Chi Yip

End

Checked by:

Date: 10-Sep-2018

Shek Kwong Tai

The standard(s) and equipment used in the calibration are traceable to national or international recognised standards and are calibrated on a schedule to maintain the required accuracy level.



CERTIFICATE OF CALIBRATION

Certificate No.: 18CA0322 01 Page 1 of 2

Item tested

Description:	Sound Level Meter (Type 1)	Microphone
Manufacturer:	Larson Davis	PCB
Type/Model No.:	LxT1	377B02
Serial/Equipment No.:	0003737	171529
Adaptors used:	-	-

Item submitted by

Customer Name: Lam Geotechnics Ltd.
Address of Customer: -
Request No.: -
Date of receipt: 22-Mar-2018

Date of test: 28-Mar-2018

Reference equipment used in the calibration

Description:	Model:	Serial No.	Expiry Date:	Traceable to:
Multi function sound calibrator	B&K 4226	2288444	08-Sep-2018	CIGISMEC
Signal generator	DS 360	61227	01-Apr-2018	CEPREI

Ambient conditions

Temperature: 21 ± 1 °C
Relative humidity: 50 ± 10 %
Air pressure: 1005 ± 5 hPa

Test specifications

- The Sound Level Meter has been calibrated in accordance with the requirements as specified in BS 7580: Part 1: 1997 and the lab calibration procedure SMTP004-CA-152.
- The electrical tests were performed using an electrical signal substituted for the microphone which was removed and replaced by an equivalent capacitance within a tolerance of +20%.
- The acoustic calibration was performed using an B&K 4226 sound calibrator and corrections was applied for the difference between the free-field and pressure responsiveness of the Sound Level Meter.

Test results

This is to certify that the Sound Level Meter conforms to BS 7580: Part 1: 1997 for the conditions under which the test was performed.

Details of the performed measurements are presented on page 2 of this certificate.

Actual Measurement data are documented on worksheets.

Approved Signatory:



Feng Jun Qi

Date: 06-Apr-2018

Company Chop:



Comments: The results reported in this certificate refer to the condition of the instrument on the date of calibration and carry no implication regarding the long-term stability of the instrument.



CERTIFICATE OF CALIBRATION

(Continuation Page)

Certificate No.: 18CA0322 01

Page 2 of 2

1. Electrical Tests

The electrical tests were performed using an equivalent capacitance substituted for the microphone. The results are given in below with test status and the estimated uncertainties. The "Pass" means the result of the test is inside the tolerances stated in the test specifications. The "-" means the result of test is outside these tolerances.

Test:	Subtest:	Status:	Expanded Uncertainty (dB)	Coverage Factor
Self-generated noise	A	Pass	0.3	2.1
	C	Pass	0.8	
	Lin	Pass	1.6	
Linearity range for Leq	At reference range, Step 5 dB at 4 kHz	Pass	0.3	2.2
	Reference SPL on all other ranges	Pass	0.3	
	2 dB below upper limit of each range	Pass	0.3	
	2 dB above lower limit of each range	Pass	0.3	
	At reference range, Step 5 dB at 4 kHz	Pass	0.3	
Linearity range for SPL	A	Pass	0.3	
	C	Pass	0.3	
	Lin	Pass	0.3	
	Single Burst Fast	Pass	0.3	
Peak response	Single Burst Slow	Pass	0.3	
	Single 100µs rectangular pulse	N/A	N/A	
R.M.S. accuracy	Crest factor of 3	Pass	0.3	
	Single burst 5 ms at 2000 Hz	Pass	0.3	
Time weighting I	Repeated at frequency of 100 Hz	Pass	0.3	
	1 ms burst duty factor 1/10 ³ at 4kHz	Pass	0.3	
Time averaging	1 ms burst duty factor 1/10 ⁴ at 4kHz	Pass	0.3	
	Single burst 10 ms at 4 kHz	Pass	0.4	
Pulse range	Single burst 10 ms at 4 kHz	Pass	0.4	
Sound exposure level	SPL	Pass	0.3	
Overload indication	Leq	Pass	0.4	

2. Acoustic tests

The complete sound level meter was calibrated on the reference range using a B&K 4226 acoustic calibrator with 1000Hz and SPL 94 dB. The sensitivity of the sound level meter was adjusted. The test result at 125 Hz and 8000 Hz are given in below with test status and the estimated uncertainties.

Test:	Subtest	Status	Expanded Uncertainty (dB)	Coverage Factor
Acoustic response	Weighting A at 125 Hz	Pass	0.3	
	Weighting A at 8000 Hz	Pass	0.5	

3. Response to associated sound calibrator

N/A

The expanded uncertainties have been calculated in accordance with the ISO Publication "Guide to the expression of uncertainty in measurement", and gives an interval estimated to have a level of confidence of 95%. A coverage factor of 2 is assumed unless explicitly stated.

- End -

Calibrated by:

Date:

Fung Chi Yip
28-Mar-2018

Checked by:

Date:

Lam Tze Wai
06-Apr-2018

The standard(s) and equipment used in the calibration are traceable to national or international recognised standards and are calibrated on a schedule to maintain the required accuracy level.



CERTIFICATE OF CALIBRATION

Certificate No.: 17CA1110 02 Page: 1 of 2

Item tested

Description: Acoustical Calibrator (Class 1)
Manufacturer: Rion Co., Ltd.
Type/Model No: NC-73
Serial/Equipment No.: 10707358
Adaptors used: -

Item submitted by

Customer: Lam Geotechnics Ltd.
Address of Customer: -
Request No.: -
Date of receipt: 10-Nov-2017

Date of test: 14-Nov-2017

Reference equipment used in the calibration

Description:	Model:	Serial No.	Expiry Date:	Traceable to:
Lab standard microphone	B&K 4180	2341427	11-Apr-2018	SCL
Preamplifier	B&K 2673	2239857	05-May-2018	CEPREI
Measuring amplifier	B&K 2610	2346941	03-May-2018	CEPREI
Signal generator	DS 360	61227	01-Apr-2018	CEPREI
Digital multi-meter	34401A	US36087050	25-Apr-2018	CEPREI
Audio analyzer	8903B	GB41300350	21-Apr-2018	CEPREI
Universal counter	53132A	MY40003662	22-Apr-2018	CEPREI

Ambient conditions

Temperature: 21 ± 1 °C
Relative humidity: 50 ± 10 %
Air pressure: 1010 ± 5 hPa

Test specifications

- The Sound Calibrator has been calibrated in accordance with the requirements as specified in IEC 60942:1997 Annex B and the lab calibration procedure SMTP004-CA-156.
- The calibrator was tested with its axis vertical facing downwards at the specific frequency using insert voltage technique.
- The results are rounded to the nearest 0.01 dB and 0.1 Hz and have not been corrected for variations from a reference pressure of 1013.25 hectoPascals as the maker's information indicates that the instrument is insensitive to pressure changes.

Test results

This is to certify that the sound calibrator conforms to the requirements of annex B of IEC 60942:1997 for the conditions under which the test was performed. This does not imply that the sound calibrator meets IEC 60942 under any other conditions.

Details of the performed measurements are presented on page 2 of this certificate.

Approved Signatory:  Date: 15-Nov-2017 Company Chop:

Huang Jian-Min Feng Jun Qi



Comments: The results reported in this certificate refer to the condition of the instrument on the date of calibration and carry no implication regarding the long-term stability of the instrument.



CERTIFICATE OF CALIBRATION

(Continuation Page)

Certificate No.: 17CA1110 02

Page: 2 of 2

1. Measured Sound Pressure Level

The output Sound Pressure Level in the calibrator head was measured at the setting and frequency shown using a calibrated laboratory standard microphone and insert voltage technique. The results are given in below with the estimated uncertainties.

Frequency Shown Hz	Output Sound Pressure Level Setting dB	Measured Output Sound Pressure Level dB	(Output level in dB re 20 µPa) Estimated Expanded Uncertainty dB
1000	94.00	93.93	0.10

2. Sound Pressure Level Stability - Short Term Fluctuations

The Short Term Fluctuations was determined by measuring the maximum and minimum of the fast weighted DC output of the B&K 2610 measuring amplifier over a 20 second time interval as required in the standard. The Short Term Fluctuation was found to be:

At 1000 Hz **STF = 0.008 dB**
 Estimated expanded uncertainty 0.005 dB

3. Actual Output Frequency

The determination of actual output frequency was made using a B&K 4180 microphone together with a B&K 2673 preamplifier connected to a B&K 2610 measuring amplifier. The AC output of the B&K 2610 was taken to an universal counter which was used to determine the frequency averaged over 20 second of operation as required by the standard. The actual output frequency at 1 KHz was:

At 1000 Hz **Actual Frequency = 991.5 Hz**
 Estimated expanded uncertainty 0.1 Hz Coverage factor k = 2.2

4. Total Noise and Distortion

For the Total Noise and Distortion measurement, the unfiltered AC output of the B&K 2610 measuring amplifier was connected to an Agilent Type 8903 B distortion analyser. The TND result at 1 KHz was:

At 1000 Hz **TND = 0.3 %**
 Estimated expanded uncertainty 0.7 %

The expanded uncertainties have been calculated in accordance with the ISO Publication "Guide to the expression of uncertainty in measurement", and gives an interval estimated to have a level of confidence of 95%. A coverage factor of 2 is assumed unless explicitly stated.

Calibrated by:


 Lai Sheng Jie
 Date: 14-Nov-2017

- End -

Checked by:


 Fung Chi Yip
 Date: 15-Nov-2017

The standard(s) and equipment used in the calibration are traceable to national or international recognised standards and are calibrated on a schedule to maintain the required accuracy level.



CERTIFICATE OF CALIBRATION

Certificate No.: 17CA1020 02

Page: 1 of 2

Item tested

Description: Acoustical Calibrator (Class 1)
 Manufacturer: Larson Davis
 Type/Model No.: CAL200
 Serial/Equipment No.: 13437
 Adaptors used: -

Item submitted by

Customer: Lam Geotechnics Ltd.
 Address of Customer: -
 Request No.: -
 Date of receipt: 20-Oct-2017

Date of test: 23-Oct-2017

Reference equipment used in the calibration

Description:	Model:	Serial No.	Expiry Date:	Traceable to:
Lab standard microphone	B&K 4180	2341427	11-Apr-2018	SCL
Preamplifier	B&K 2673	2239857	05-May-2018	CEPREI
Measuring amplifier	B&K 2610	2346941	03-May-2018	CEPREI
Signal generator	DS 360	61227	01-Apr-2018	CEPREI
Digital multi-meter	34401A	US36087050	25-Apr-2018	CEPREI
Audio analyzer	8903B	GB41300350	21-Apr-2018	CEPREI
Universal counter	53132A	MY40003662	22-Apr-2018	CEPREI

Ambient conditions

Temperature: 22 ± 1 °C
 Relative humidity: 50 ± 10 %
 Air pressure: 1000 ± 5 hPa

Test specifications

- The Sound Calibrator has been calibrated in accordance with the requirements as specified in IEC 60942 1997 Annex B and the lab calibration procedure SMTP004-CA-156.
- The calibrator was tested with its axis vertical facing downwards at the specific frequency using insert voltage technique.
- The results are rounded to the nearest 0.01 dB and 0.1 Hz and have not been corrected for variations from a reference pressure of 1013.25 hectoPascals as the maker's information indicates that the instrument is insensitive to pressure changes.

Test results

This is to certify that the sound calibrator conforms to the requirements of annex B of IEC 60942: 1997 for the conditions under which the test was performed. This does not imply that the sound calibrator meets IEC 60942 under any other conditions.

Details of the performed measurements are presented on **page 2** of this certificate.

Approved Signatory:


 Huang Jian Min/Feng Jun Qi

Date: 24-Oct-2017

Company Chop:



Comments: The results reported in this certificate refer to the condition of the instrument on the date of calibration and carry no implication regarding the long-term stability of the instrument.



CERTIFICATE OF CALIBRATION

(Continuation Page)

Certificate No.: 17CA1020 02 Page: 2 of 2

1. Measured Sound Pressure Level

The output Sound Pressure Level in the calibrator head was measured at the setting and frequency shown using a calibrated laboratory standard microphone and insert voltage technique. The results are given in below with the estimated uncertainties.

Frequency Shown Hz	Output Sound Pressure Level Setting dB	Measured Output Sound Pressure Level dB	(Output level in dB re 20 μ Pa)	
			Estimated	Expanded Uncertainty dB
1000	94.0	93.90	0.10	

2. Sound Pressure Level Stability - Short Term Fluctuations

The Short Term Fluctuations was determined by measuring the maximum and minimum of the fast weighted DC output of the B&K 2610 measuring amplifier over a 20 second time interval as required in the standard. The Short Term Fluctuation was found to be:

At 1000 Hz STF = 0.011 dB
 Estimated expanded uncertainty 0.005 dB

3. Actual Output Frequency

The determination of actual output frequency was made using a B&K 4180 microphone together with a B&K 2673 preamplifier connected to a B&K 2610 measuring amplifier. The AC output of the B&K 2610 was taken to an universal counter which was used to determine the frequency averaged over 20 second of operation as required by the standard. The actual output frequency at 1 KHz was:

At 1000 Hz Actual Frequency = 1000.2 Hz
 Estimated expanded uncertainty 0.1 Hz Coverage factor k = 2.2


4. Total Noise and Distortion


For the Total Noise and Distortion measurement, the unfiltered AC output of the B&K 2610 measuring amplifier was connected to an Agilent Type 8903 B distortion analyser. The TND result at 1 KHz was:

At 1000 Hz TND = 0.6 %
 Estimated expanded uncertainty 0.7 %

The expanded uncertainties have been calculated in accordance with the ISO Publication "Guide to the expression of uncertainty in measurement", and gives an interval estimated to have a level of confidence of 95%. A coverage factor of 2 is assumed unless explicitly stated

- End -

Calibrated by: 
 Date: 23-Oct-2017

Checked by: 
 Date: 24-Oct-2017

The standard(s) and equipment used in the calibration are traceable to national or international recognised standards and are calibrated on a schedule to maintain the required accuracy level.



CERTIFICATE OF CALIBRATION

Certificate No.: 18CA1023 02

Page: 1 of 2

Item tested

Description: Acoustical Calibrator (Class 1)
Manufacturer: Larson Davis
Type/Model No.: CAL200
Serial/Equipment No.: 13437
Adaptors used: -

Item submitted by

Customer: Lam Geotechnics Ltd.
Address of Customer: -
Request No.: -
Date of receipt: 23-Oct-2018

Date of test: 24-Oct-2018

Reference equipment used in the calibration

Description:	Model:	Serial No.	Expiry Date:	Traceable to:
Lab standard microphone	B&K 4180	2412857	20-Apr-2019	SCL
Preamplifier	B&K 2673	2239857	27-Apr-2019	CEPREI
Measuring amplifier	B&K 2610	2346941	08-May-2019	CEPREI
Signal generator	DS 360	33873	24-Apr-2019	CEPREI
Digital multi-meter	34401A	US36087050	23-Apr-2019	CEPREI
Audio analyzer	8903B	GB41300350	23-Apr-2019	CEPREI
Universal counter	53132A	MY40003662	24-Apr-2019	CEPREI

Ambient conditions

Temperature: 20 ± 1 °C
Relative humidity: 50 ± 10 %
Air pressure: 1005 ± 5 hPa

Test specifications

- The Sound Calibrator has been calibrated in accordance with the requirements as specified in IEC 60942 1997 Annex B and the lab calibration procedure SMTP004-CA-156.
- The calibrator was tested with its axis vertical facing downwards at the specific frequency using insert voltage technique.
- The results are rounded to the nearest 0.01 dB and 0.1 Hz and have not been corrected for variations from a reference pressure of 1013.25 hectoPascals as the maker's information indicates that the instrument is insensitive to pressure changes.

Test results

This is to certify that the sound calibrator conforms to the requirements of annex B of IEC 60942: 1997 for the conditions under which the test was performed. This does not imply that the sound calibrator meets IEC 60942 under any other conditions.

Details of the performed measurements are presented on page 2 of this certificate.

Approved Signatory:

Feng Jinqi

Date: 24-Oct-2018

Company Chop:



Comments: The results reported in this certificate refer to the condition of the instrument on the date of calibration and carry no implication regarding the long-term stability of the instrument.



CERTIFICATE OF CALIBRATION

(Continuation Page)

Certificate No.: 18CA1023 02

Page: 2 of 2

1, Measured Sound Pressure Level

The output Sound Pressure Level in the calibrator head was measured at the setting and frequency shown using a calibrated laboratory standard microphone and insert voltage technique. The results are given in below with the estimated uncertainties.

Frequency Shown Hz	Output Sound Pressure Level Setting dB	Measured Output Sound Pressure Level dB	(Output level in dB re 20 μ Pa)
			Estimated Expanded Uncertainty dB
1000	94.00	93.77	0.10

2, Sound Pressure Level Stability - Short Term Fluctuations

The Short Term Fluctuations was determined by measuring the maximum and minimum of the fast weighted DC output of the B&K 2610 measuring amplifier over a 20 second time interval as required in the standard. The Short Term Fluctuation was found to be:

At 1000 Hz **STF = 0.015 dB**

Estimated expanded uncertainty 0.005 dB

3, Actual Output Frequency

The determination of actual output frequency was made using a B&K 4180 microphone together with a B&K 2673 preamplifier connected to a B&K 2610 measuring amplifier. The AC output of the B&K 2610 was taken to an universal counter which was used to determine the frequency averaged over 20 second of operation as required by the standard. The actual output frequency at 1 KHz was:

At 1000 Hz **Actual Frequency = 1000.2 Hz**

Estimated expanded uncertainty 0.1 Hz Coverage factor $k = 2.2$

4, Total Noise and Distortion

For the Total Noise and Distortion measurement, the unfiltered AC output of the B&K 2610 measuring amplifier was connected to an Agilent Type 8903 B distortion analyser. The TND result at 1 KHz was:

At 1000 Hz **TND = 0.5%**

Estimated expanded uncertainty 0.7 %

The expanded uncertainties have been calculated in accordance with the ISO Publication "Guide to the expression of uncertainty in measurement", and gives an interval estimated to have a level of confidence of 95%. A coverage factor of 2 is assumed unless explicitly stated.

Calibrated by:

Date:

Fung Chi Yip
24-Oct-2018

- End -

Checked by:

Date:

Shek Kwong Tat
24-Oct-2018

The standard(s) and equipment used in the calibration are traceable to national or international recognised standards and are calibrated on a schedule to maintain the required accuracy level.